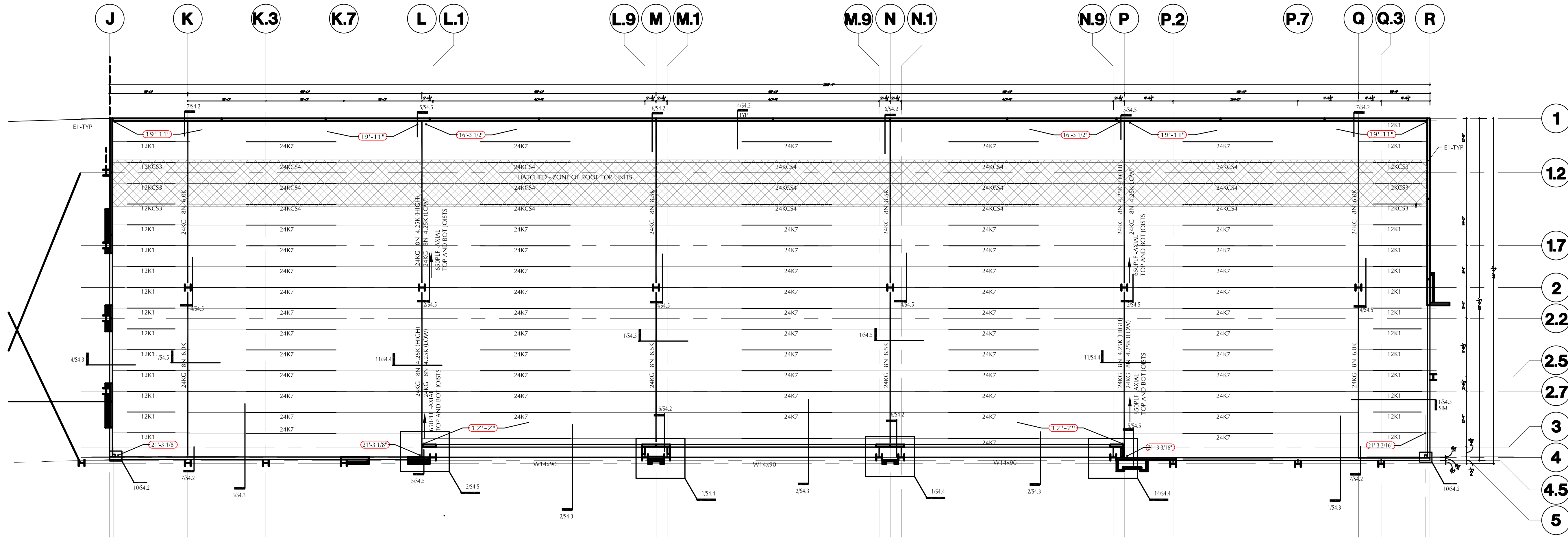


COPYRIGHT © GOULAS + ASSOCIATES, INC. ALL DRAWINGS, SPECIFICATIONS AND DESIGNS APPEARING HEREIN CONSTITUTE THE ORIGINAL AND UNPUBLISHED WORK OF THE ARCHITECT, DESIGNER AND HIS/HER ASSOCIATES, AND THE SAME MAY NOT BE DUPLICATED, USED OR DISCLOSED WITHOUT THE EXPRESS WRITTEN CONSENT OF THE ARCHITECT/DESIGNER.




1 ROOF FRAMING PLAN BUILDING 'A'
SCALE: 1/16" = 1'-0"

- PLAN NOTES:**
- LOCATIONS SHOWN THIS: (XX'-XX") INDICATES TOP OF STEEL (T.O.S.) ELEVATION (TOP OF STEEL = BOTTOM OF DECK).
 - FIELD VERIFY ALL EXISTING CONDITIONS AND DIMENSIONS PRIOR TO FABRICATION / CONSTRUCTION.
 - JOISTS SHALL BE DESIGNED FOR ADDITIONAL LOADS RESULTING FROM RTUs AND OTHER MECHANICAL EQUIPMENT ON THE ROOF OR SUSPENDED FROM THE ROOF STRUCTURE. SEE ARCHITECTURAL AND MEP DRAWINGS FOR LOCATIONS.
 - REFER TO ARCHITECTURAL DRAWINGS / MEP FOR LOCATIONS OF ROOF DRAINS, OVERFLOW DRAINS AND TAPERED INSULATION.
 - SEE FOUNDATION PLAN NOTES FOR COLUMN SIZES NOT SHOWN.
 - PROVIDE 3/16" CLOSURE PLATES AT ALL HSS MEMBERS.




GOULAS + ASSOCIATES
ARCHITECTS / PLANNERS
TBPE Firm Registration No. F-18127



Project Information:

Consultants:



**SHOPS ON GOSSLING
RETAIL CENTER
SHELL BUILDING DEVELOPMENT
24909 GOSSLING ROAD
SPRING, TEXAS 77389**

Sheet Title:

**ROOF FRAMING
PLAN**

Issue:

CD/PERMIT

Issue Date:

12 MARCH 2019

Revision Date:

Sheet:

S2.1

