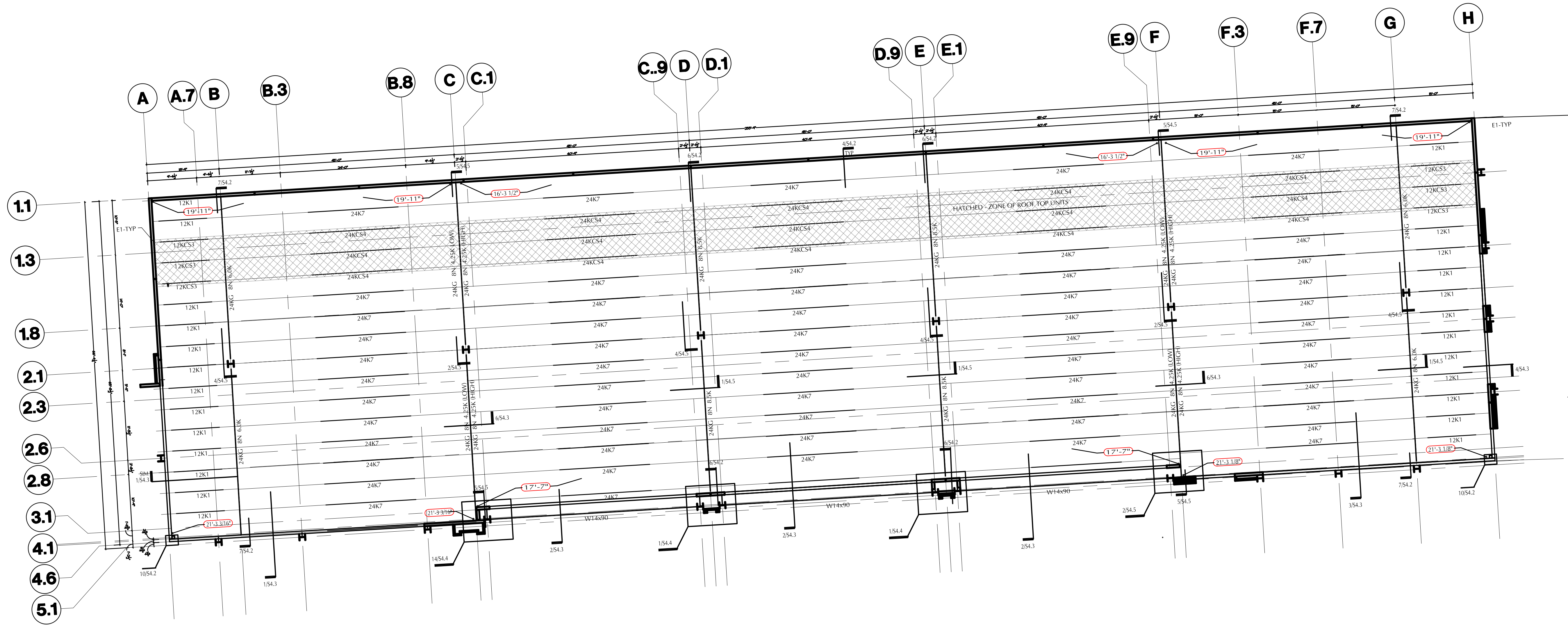




COPYRIGHT © GOULAS + ASSOCIATES, INC. ALL DRAWINGS, SPECIFICATIONS AND DESIGNS APPEARING HEREIN CONSTITUTE THE ORIGINAL AND UNPUBLISHED WORK OF THE ARCHITECT, DESIGNER AND HIS/HER ASSOCIATES, AND THE SAME MAY NOT BE DUPLICATED, USED OR DISCLOSED WITHOUT THE EXPRESS WRITTEN CONSENT OF THE ARCHITECT/DESIGNER.



**1 ROOF FRAMING PLAN BUILDING ' '**  
SCALE: 1/16" = 1'-0"

- PLAN NOTES:**
- LOCATIONS SHOWN THIS: INDICATES TOP OF STEEL (T.O.S.) ELEVATION (TOP OF STEEL = BOTTOM OF DECK).
  - FIELD VERIFY ALL EXISTING CONDITIONS AND DIMENSIONS PRIOR TO FABRICATION / CONSTRUCTION.
  - JOISTS SHALL BE DESIGNED FOR ADDITIONAL LOADS RESULTING FROM RTUS AND OTHER MECHANICAL EQUIPMENT ON THE ROOF OR SUSPENDED FROM THE ROOF STRUCTURE. SEE ARCHITECTURAL AND MEP DRAWINGS FOR LOCATIONS.
  - REFER TO ARCHITECTURAL DRAWINGS / MEP FOR LOCATIONS OF ROOF DRAINS, OVERFLOW DRAINS AND TAPERED INSULATION.
  - SEE FOUNDATION PLAN NOTES FOR COLUMN SIZES NOT SHOWN.
  - PROVIDE 3/16" CLOSURE PLATES AT ALL HSS MEMBERS.



**Project Information:**

**Consultants:**



**SHOPS ON GOSLING**  
RETAIL CENTER  
SHELL BUILDING DEVELOPMENT  
24309 GOSLING ROAD  
SPRING, TEXAS 77389

**Sheet Title:**

**ROOF FRAMING PLAN**

**Issue:**

CD/PERMIT  
**Issue Date:**

12 MARCH 2019

**Revision Date:**

**Sheet:**

**S2.2**